

Map Skills Foldable



by Ann Fausnight
Devoted to Vocabulary Development

Map Skills Foldable

This foldable can be used in more than one way. It is perfect for differentiation.

1. Easiest, least rigorous use: Copy the foldable with the Map Skills pictures back to back with the foldable with the names. Students write a description of the Map Skills under each flap.
2. Copy the Map Skills picture foldable. Students write the name of each Map Skills on the back of the flap and write a description of the Map Skills under the flap.
3. Copy the Map Skills names foldable and the pictures. There are two sets of the pictures on the sheet. Students paste the correct picture of each Map Skills on the back of the flap and write a description of the Map Skills under the flap.
4. Hardest, most rigorous use: Copy the blank foldable and the pictures. Students paste the pictures, label the back of the flaps, and write a description of the Map Skills under the flaps.

Pictured: grid map, compass rose, key, globe, map, lines of latitude, lines of longitude, scale

Frame by: Teaching for Fun

<http://www.teacherspayteachers.com/Store/Teaching-For-Fun>


Clip Art by: A Sketchy Guy

<http://www.teacherspayteachers.com/Store/A-Sketchy-Guy>

And by: wpclipart.com clker.com

Visit me at: <http://www.teacherspayteachers.com/Store/Ann-Fausnight>

<http://devotedtovocabularydevelopment.com/>



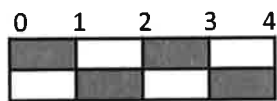
Under the flap write the name of the picture. In the middle use the word in a sentence.

Word bank: grid map, compass rose, key, globe, map, lines of latitude, lines of longitude, scale









miles



Use a small amount of glue at the stars.






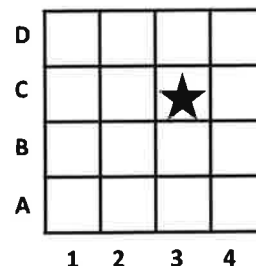
← Cut along dotted lines →

← Fold along solid vertical lines →





Key	
	mountains
	forest
	castle



Under the flap write the name of the picture. In the middle use the word in a sentence.

Word bank: grid map, compass rose, key, globe, world map, lines of latitude, lines of longitude, scale

Compass Rose	Use a small amount of glue at the stars.	Globe
-----	← Cut along dotted lines →	-----
Lines of Latitude	← Fold along solid vertical lines →	World Map
-----	☆	-----
Map Key		Lines of Longitude
-----	☆	-----
Grid Map		Map Scale
	☆ ☆ ☆	

Under the flap write the name of the picture. In the middle use the word in a sentence.













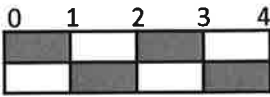

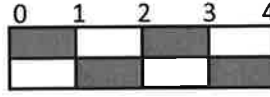

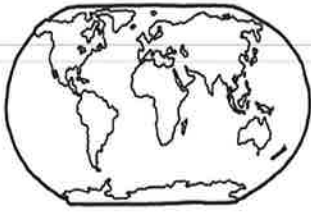
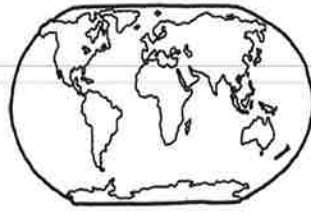
Word bank: grid map, compass rose, key, globe, world map, lines of latitude, lines of longitude, scale

Compass Rose		Globe
-----		-----
Lines of Latitude		World Map
-----		-----
Map Key		Lines of Longitude
-----		-----
Grid Map		Map Scale

Under the flap write the name of the picture. In the middle use the word in a sentence.

Word bank: grid map, compass rose, key, globe, world map, lines of latitude, lines of longitude, scale

-----		-----
-----		-----
-----		-----

																																																					
	<p>Key</p>  mountains  forest  castle		<p>Key</p>  mountains  forest  castle																																																		
 <p>miles</p>		 <p>miles</p>																																																			
<table border="1" data-bbox="164 1434 423 1692"> <tr><td>D</td><td></td><td></td><td></td><td></td></tr> <tr><td>C</td><td></td><td></td><td>★</td><td></td></tr> <tr><td>B</td><td></td><td></td><td></td><td></td></tr> <tr><td>A</td><td></td><td></td><td></td><td></td></tr> <tr><td></td><td>1</td><td>2</td><td>3</td><td>4</td></tr> </table>	D					C			★		B					A						1	2	3	4		<table border="1" data-bbox="854 1434 1114 1692"> <tr><td>D</td><td></td><td></td><td></td><td></td></tr> <tr><td>C</td><td></td><td></td><td>★</td><td></td></tr> <tr><td>B</td><td></td><td></td><td></td><td></td></tr> <tr><td>A</td><td></td><td></td><td></td><td></td></tr> <tr><td></td><td>1</td><td>2</td><td>3</td><td>4</td></tr> </table>	D					C			★		B					A						1	2	3	4	
D																																																					
C			★																																																		
B																																																					
A																																																					
	1	2	3	4																																																	
D																																																					
C			★																																																		
B																																																					
A																																																					
	1	2	3	4																																																	